Light Measurement

The Standard for over 40 Years

Introduction

LI-COR radiation sensors measure the flux of radiant energy—the energy that drives plant growth, warms the earth, and lights our world. The properties of radiant flux depend on the wavelength of the radiation. Pyranometers are sensitive to the broadest waveband. Photometric sensors measure visible radiation (light). Quantum sensors measure Photosynthetically Active Radiation (PAR)—the radiant energy used in photosynthesis. These three sensor types cover a wide range of applications:

- ecology
- meteorology
- solar energy
- plant research
- indoor lighting
- underwater

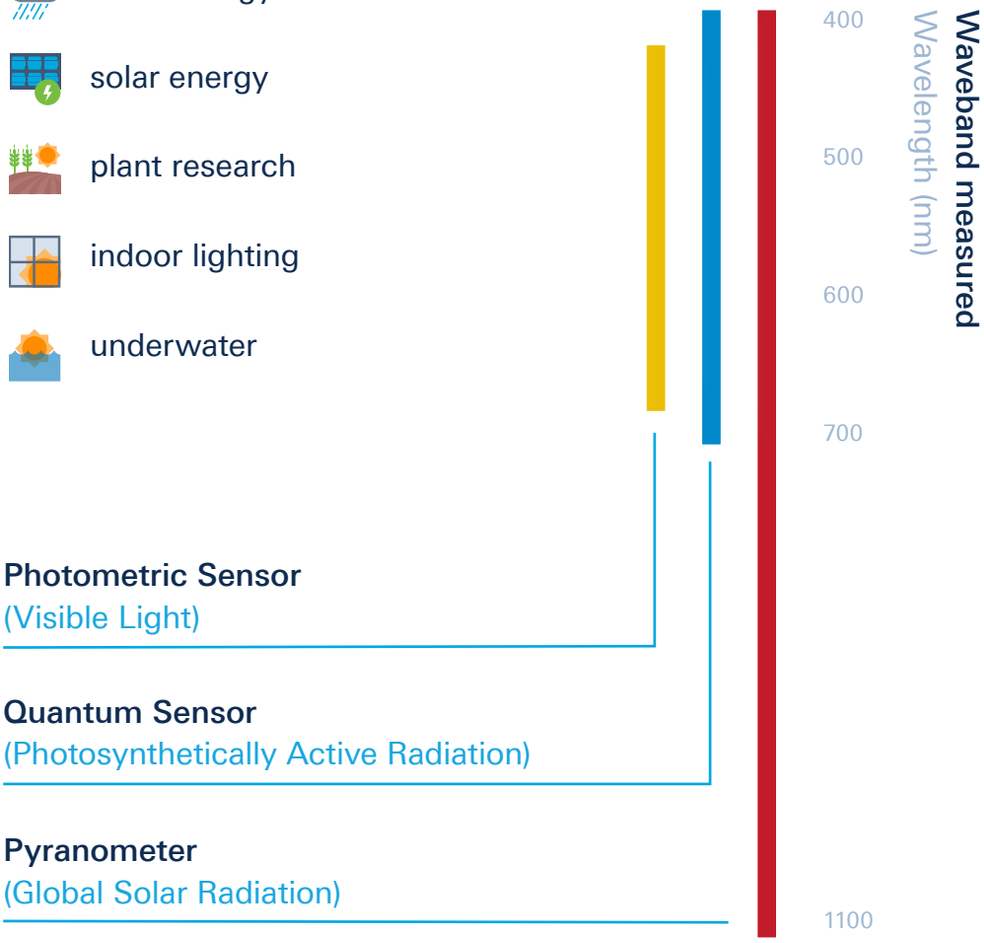

The Sensors

LI-COR sensors are weather resistant, low maintenance, and cosine corrected. From the shape of the crown to the photodiodes and optical filter glass, every aspect is the result of scientific inquiry.

The sensor design features a large drain to shed water, and a more robust housing to help prevent water ingress, increasing the lifespan of the sensors and reducing measurement drift. A detachable sensor head allows for replacement and factory recalibration without removing the cable from the mounting structure.



LI-200R Pyranometer

The LI-200R Pyranometer is meant to be used outdoors under unobstructed natural daylight conditions. It measures global solar radiation—the combination of direct and diffuse solar radiation—in the 400 to 1100 nm range. Measurement units are in watts per square meter (W m^{-2}).

Ideal for agricultural, meteorological, solar energy, and environmental research, the LI-200R is available with a variety of cable lengths and output signals for compatibility with most data loggers.

Why choose the LI-200R?

- Weather resistant and durable in long-term outdoor deployments
- Measures global solar radiation under unobstructed natural daylight conditions
- Uniform sensitivity up to 82° incident angle
- Detachable sensor simplifies installation and removal, making it ideal for platforms with complex cabling

How does it work?

The LI-200R measures global solar radiation with an unfiltered silicon photodiode. Its measurements correspond closely to first-class thermopiles when used outdoors under unobstructed natural daylight conditions.

The crown of the sensor rapidly sheds water, and also physically blocks light from outside the hemisphere of sensitivity, providing a precise cosine response.

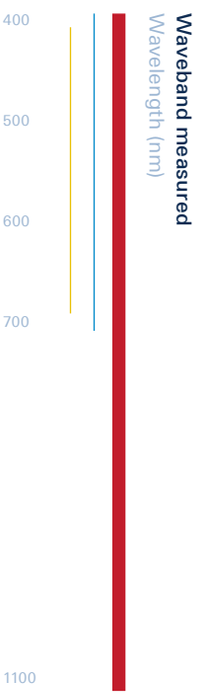

LI-200R Specifications

- Absolute Calibration: Calibrated against an Eppley Precision Spectral Pyranometer (PSP) under natural daylight conditions. Calibration uncertainty under these conditions is estimated as ± 3% typical, within ± 60° angle of incidence.*
- Sensitivity: Typically 75 µA per 1,000 W m^{-2}
- Linearity: Maximum deviation of 1% up to 3,000 W m^{-2}
- Response Time: Less than 1 µs (2 m cable terminated into a 147 Ohm load)
- Temperature Dependence: ± 0.15% per °C maximum
- Cosine Correction: Cosine corrected up to 82° angle of incidence
- Azimuth: < ± 1% error over 360° at 45° elevation
- Tilt: No error induced from orientation
- Operating Temperature Range: −40 °C to 65 °C
- Relative Humidity Range: 0% to 95% RH, Non-Condensing
- Detector: High stability silicon photovoltaic detector (blue enhanced)
- Sensor Housing: Weatherproof anodized aluminum body with acrylic diffuser and stainless steel hardware; O-ring seal on the sensor base
- Size: 2.36 cm diameter x 3.63 cm (0.93" x 1.43")
- Weight: 24 g head; 60 g base and cable (2 m) with screws
- Cable Length: 2 m, 5 m, 15 m, 50 m (6.5', 16.4', 49.2', 164')

Specifications subject to change without notice.

*Preliminary specification

Science

LI-COR terrestrial light sensors are cosine-corrected, following Lambert's cosine law. A cosine-corrected sensor provides the most accurate measurements of radiation on a flat surface from all angles. Cosine correction ensures accurate measurements under various conditions such as low light levels and low solar elevation angles.

The design of the sensor creates the proper cosine response at angles of incidence up to 82°. Radiation is received by an acrylic disc called a diffuser, or “eye”. When radiation strikes with a greater angle of incidence, more is received by the edge of the diffuser. This compensates for increasing reflection from the top surface as the angle of incidence grows larger. Beyond an angle of about 80°, the rim of the sensor begins to block some light in order to maintain the correct response as more radiation is received by the edge of the diffuser. At a 90° angle of incidence, the rim completely blocks the diffuser, in keeping with a proper cosine response.

LI-COR light sensors create the proper cosine response at various angles of incidence.

1. 0°: Light is received only by the top surface of the sensor eye.

2. 60°: Light is received by the edge of the eye, compensating for increasing reflection from the top.

3. 80°: The rim of the sensor begins to block some light, preventing too much from striking the edge.

4. 90°: The rim completely blocks the sensor eye, in keeping with a proper cosine response.

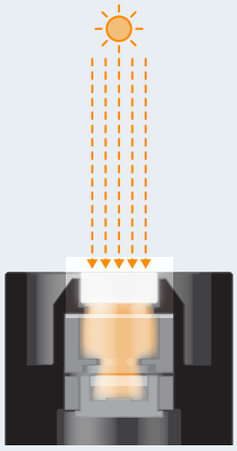

1

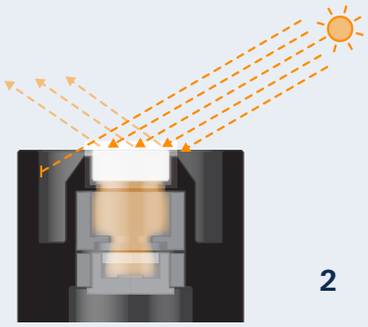

2

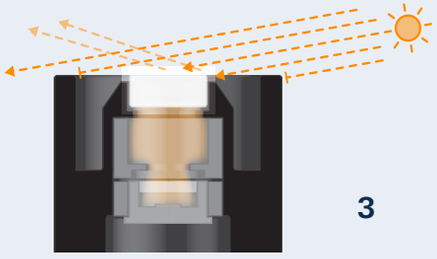

3

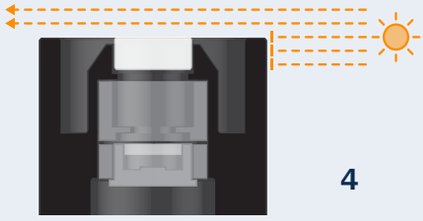

4

LI-COR Calibration Standards

Calibration is an integral step in the manufacture of all LI-COR optical radiation-measuring instruments. Because of slight variation in internal optical components, it is necessary to characterize each individual sensor before it leaves LI-COR. This calibration data is supplied as a "calibration constant," which indicates the amount of sensor output for a given amount of measurable energy input.

Calibration constants are used to convert the raw signal into the appropriate units of solar radiation. A readout device such as the LI-1500 Light Sensor Logger or LI-250A Light Meter can store calibration multipliers to do this conversion automatically. Other loggers and meters must have their data scaled by a factor determined from the calibration constant to derive the appropriate units.

The characteristics of the optical components may be affected by environmental conditions. We recommend recalibration every two years to ensure correct measurements.

Pyranometer Calibration

LI-200R Pyranometers are calibrated against an Eppley® Precision Spectral Pyranometer (PSP) under natural daylight conditions. Calibration uncertainty under these conditions is estimated as ± 3% typical, within ± 60° angle of incidence.*

Quantum Sensor Calibration

Quantum sensors, including the LI-190R, LI-191R, LI-192, and LI-193, are calibrated using working standard quartz halogen lamps, which have been calibrated against reference standard lamps traceable to the U.S. National Institute of Standards and Technology (NIST). The absolute calibration specification for quantum sensors is ± 5% (typically ± 3%) traceable to NIST.

Photometric Sensor Calibration

The LI-210R photometric sensors are calibrated using 683 lumens per watt as a value of spectral luminous efficiency at a wavelength of 555 nm. This value conforms to the recommendations of the International Committee for Weights and Measures (CIPM). Calibration is performed using working standard quartz halogen lamps, which have been calibrated against reference standard lamps traceable to the NIST.

*Preliminary specification

Specifications subject to change without notice.